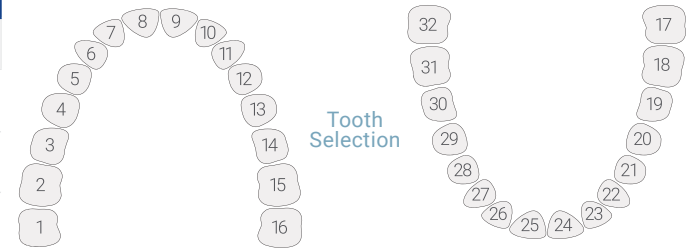


DATE SHIPPED TO LABORATORY		DOCTOR DUE DATE	
Patient Name	Sex	Age	Rush Case by
Doctor Name	Doctor Mobile	Doctor E-mail	Technical Support Call
Office Address	Doctor License #		



Enclosed with Case: Model Metal Trays Bite Shade Tab Articular Bite Impressions Photo (Preferred) Other \_\_\_\_\_

**Fixed Prosthodontics** Veneers, Crowns, Bridges & Implants

Feldspathic Veneer	PFM High Noble White Yellow Noble Semi-Precious Non-Precious
Porcelain Jacket Crown (PJC)	
Minimal Prep Veneer	
Full Contour	Artisan Hand-Layered
eMax Veneer Crown Bridge	Zirconia Crown Bridge Inlay/Onlay Crown Bridge Full Gold Crown Inlay Post

**Esthetic Parameters**

Anatomy/Morphology	LVI	Light	Medium	Heavy
Occlusal Stain	None	Light	Medium	Heavy
Translucency	None	Light	Medium	Heavy
Surface Texture	Smooth	Moderate	Heavy	
Surface Finish	High Gloss	Medium Gloss	Matte	

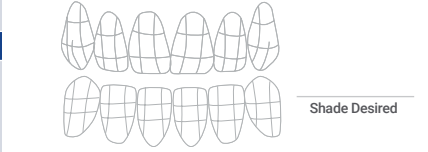
**Other Considerations**

Pontic Design					
	Ovate ___mm	Full Lap	Buccal Lap	Sanitary Contact	Sanitary Spaced
Inadequate Clearance	Spot opposing	Reduction Coping			
Porcelain Butt Margin	180°	360°			
Metal Zone	Lingual	Margin	Occlusal		

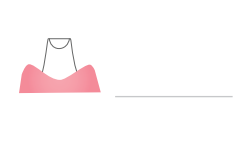
**Removable Prosthodontics**

Upper	Lower	Custom Tray	BiteBlock	Setup Try-In	Reset	Finish
		<b>NuLife</b>	<b>Premier</b>	<b>Essential</b>		
<b>Full Denture</b>	- Ivoclar Ivobase - Characterization - Premium Teeth	- Lucitone 199 - Characterization - Standard Teeth	- Standard Acrylic - Economy Teeth			
<b>Acrylic Partial (Stayplate)</b>	- Premium Teeth	- Standard Teeth	- Standard Acrylic - Economy Teeth			
<b>Flexible Partial</b>	- Esthetic Partial - Toothshade clasp - Characterization - Premium Teeth	- VisiClear (Semi-Translucent Framework) - Standard Teeth	- Valplast Partial - Characterization - Economy Teeth			
<b>Metal Partial Framework</b>	- Vitalium Valplast Combo - Premium Quality Acrylic - Characterization - Premium Teeth	- Cobalt Chrome - Premium Quality Acrylic - Characterization - Standard Teeth	- Cobalt Chrome - Standard Acrylic - Economy Teeth			
<b>Gingiva Shade</b>	G1	G2	G3	G4	G5	
<b>Miscellaneous</b>	Aesthetic Clasps Reline Repair	Flexible Clasps Extensive Repair	Wrought Wire Clasps Strengtheners			

**Shade Information**



**Stump Shade**



**Emergence Profile and Margin Depth Parameters**

<b>Tissue Displacement / Emergence Profile</b>	<b>Margin Depth</b>
Minimal (0.5mm) Moderate (1.0 mm) Anatomical (full tooth shape)	Lingual Default 1mm Distal Default 1mm Mesial Default 1mm Buccal/Facial Default 1.5mm

**Implant Solutions**

Includes model, milled custom abutment or Ti base, screw or abutment insertion guide and restoration of choice:

Titanium Abutment	Zirconia Abutment	Cement-Retained
Ti-base	ASC Full Contoured	Screw-Retained

**Temporaries**

**Diagnostics**

**Appliances**

Veneer Crown	Bridge	Wire Reinforced Fiber Reinforced	Study Model White Wax-Up	Putty Matrix Vacuform Tray	Clear Silicone	Prep. Reduction Guide	Essix Retainer Hard Soft Hard/Soft
--------------	--------	----------------------------------	--------------------------	----------------------------	----------------	-----------------------	------------------------------------

**Overdenture Specifications**

**Surgical Guided Templates & Appliances**

Bar-Retained Hader Dolder Other _____	Attachment-Retained Locator® Ball Other _____	Reinforced with Metal Partial Frame	Computer Generated 2mm Pilot	Analog Guide Hole Sleeve No Sleeve	Fully Guided	Radiographic Guide	Barium Gutta Percha	Other _____
---------------------------------------	---	-------------------------------------	------------------------------	------------------------------------	--------------	--------------------	---------------------	-------------

SIGNATURE

RX INSTRUCTIONS (CONTINUED)

**INTERNAL LAB INFO**

	DATE _____
IMPRESSIONS/TRAYS _____	DIES _____
MODELS _____	ARTICULATOR MAKE _____
BITES _____	ARTICULATOR SERIAL# _____
PHOTOS _____	ARTICULATOR BOX _____
CROWNS _____	WAX-UP MODELS _____
OTHER _____	
PAN# _____	INITIALS _____ TIME _____